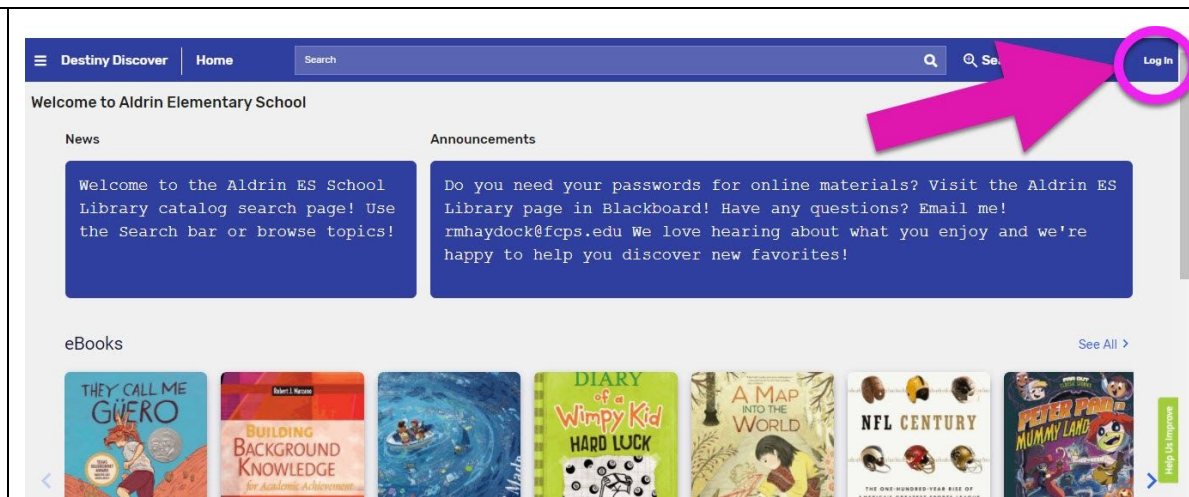


How to Put a Book on Hold

1

Go to the [library catalog](#). < this link!

Click “Log In”

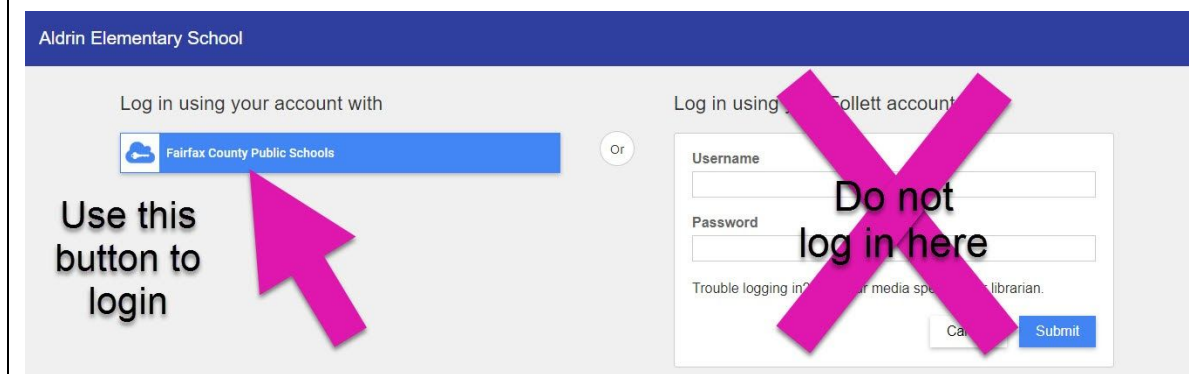


The screenshot shows the library catalog homepage for Aldrin Elementary School. At the top, there is a navigation bar with 'Destiny Discover' and 'Home' links, a search bar, and a 'Log In' button circled in pink with a pink arrow pointing to it. Below the navigation bar, there is a 'Welcome to Aldrin Elementary School' message. Underneath, there are sections for 'News' and 'Announcements'. The 'News' section contains a message about the library catalog search page. The 'Announcements' section contains a message about passwords for online materials. Below these sections, there is an 'eBooks' section with a row of book covers including 'THEY CALL ME GÜERO', 'BUILDING BACKGROUND KNOWLEDGE', 'DIARY of a Wimpy Kid HARD LUCK', 'A MAP INTO THE WORLD', 'NFL CENTURY', and 'PETER PAN IN MUMMY LAND'. A 'See All >' link is visible to the right of the eBooks section.

2

Click: Fairfax County Public Schools button

Do not use a “Follett Account”



The screenshot shows the login page for Aldrin Elementary School. At the top, there is a blue header with 'Aldrin Elementary School'. Below the header, there are two login options: 'Log in using your account with' and 'Log in using your Follett account'. The 'Log in using your account with' section has a blue button for 'Fairfax County Public Schools' with a pink arrow pointing to it. The 'Log in using your Follett account' section has fields for 'Username' and 'Password', and a 'Submit' button. A large pink 'X' is placed over the Follett login fields with the text 'Do not log in here' written over it. Below the login fields, there is a link for 'Trouble logging in?' and a 'Cancel' button.

Login using your FCPS username and password.



3

Search for the book you want.

Click on "Destiny Discover" to return to home page to browse categories.



4

Click HOLD

Note: While we are doing virtual learning, you can have 5 books on hold at a time.



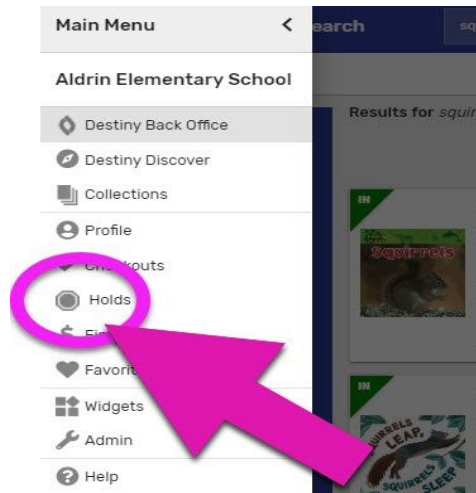
5

To check your holds. Look to the top left side of the screen.

Click on the



Then click on HOLDS.



6

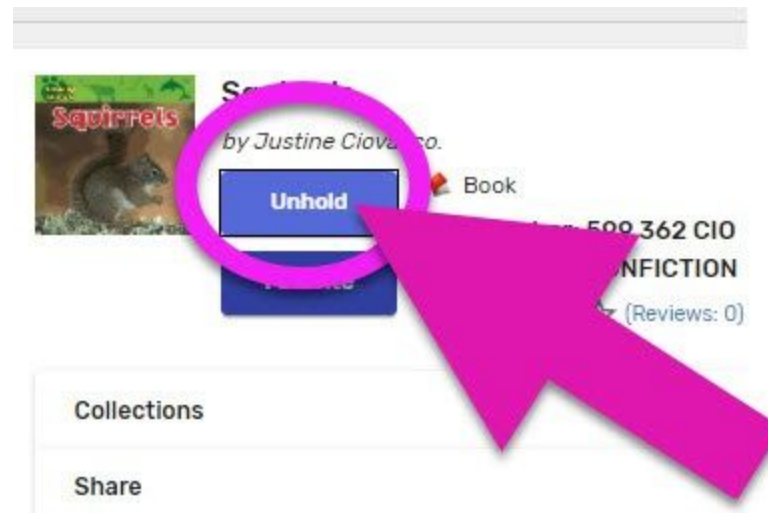
If you change your mind about any books you have on HOLD.



Click on the book Title.



7

Then click on UNHOLD.



	<p>Wait for an email from us and then come to Aldrin ES for Curbside Pickup!</p>	<p>We have special dates set aside for Curbside Pickup! On those dates you will be welcome to return any books you have, and pick up your new ones!</p> <p style="text-align: center;"><u>Curbside Pickup</u> From 3:00 PM to 5:30 PM December 3, December 17 January 14, January 28 (Alternating Thursdays)</p> <p>Please contact me if you are unable to pick up books at the school! rmhaydock@fcps.edu</p>
	<p>Important Things to Remember:</p>	<p>Only 5 books on hold at a time Only 1 book per series at a time Only 1 graphic novel at a time</p> <p>When placing Holds, please notice the sublocation for your books. Fiction (and related genres) are for grades 3-6. If you're in K-2, please look for Everybody and EasyFic Sublocations! This is the best way to ensure the content is a better match for YOU!</p> <p>When you come to Curbside Pickup, wear your mask!</p>

Please contact me if you have concerns/questions, please send me an email: rmhaydock@fcps.edu or rmhaydock@fcpsschools.net